

PST-02 Pre-strain setup tool for SWS-02 sensors

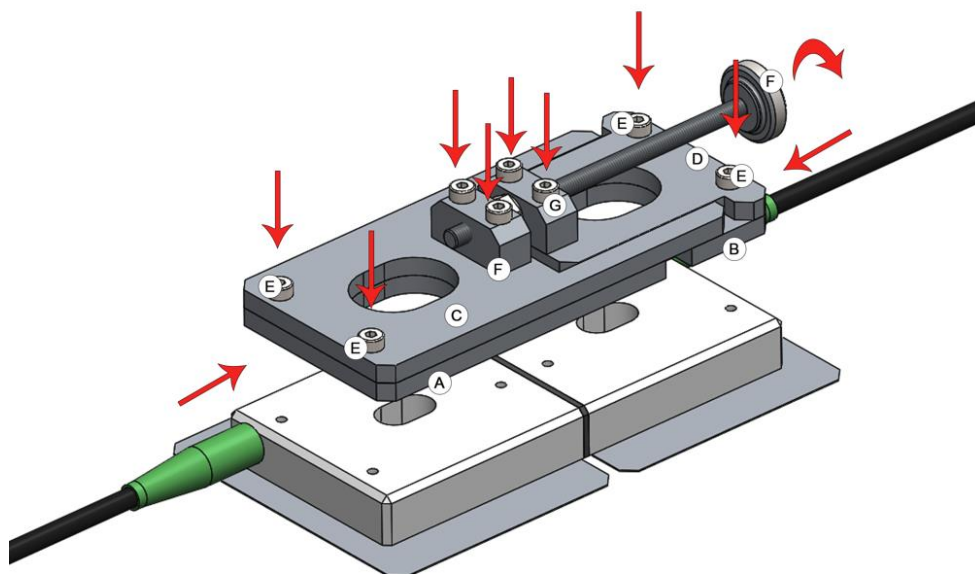
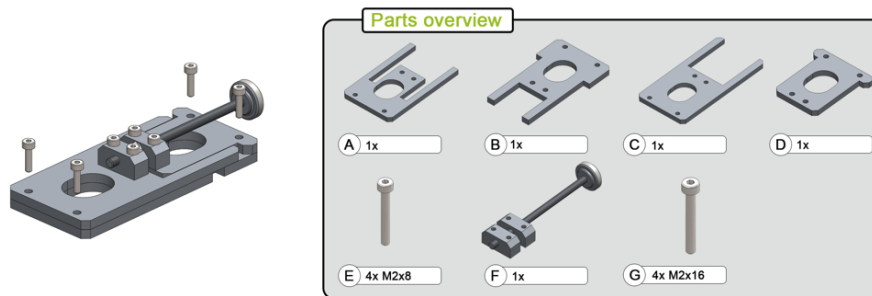
**Basic characteristic**

PST-02 is a reusable tool to set up pre-strain on the SWS-02. Pre-strain is set before the sensor is spot-welded or mounted to the measured object. After installation, the PST-02 is removed from the sensor and can be used for another SWS-02 installation.



- ▲ PST-02 provides controllable pre-straining of the SWS-02 sensor up to 4000µε.
- ▲ Easy to assemble or disassemble within a fragment of time.

Mount the PST-02 on the SWS-02 sensor as shown below – follow the alphabetical order of all parts listed in “Parts overview”. For disassembly reverse the alphabetical order. All tools are included in the PST-02 package.



## PST-02 Pre-strain setup tool for SWS-02 sensors

### Physical properties

Material	Stainless steel 1.4301
Dimensions (L x W x H) <sup>1)</sup>	70 x 30 x 15mm
Weight	100g

<sup>1)</sup> For further dimensions details see the product drawing

### Packaging

Typically integrated into the sensor packaging / Included in the sensor's cardboard box

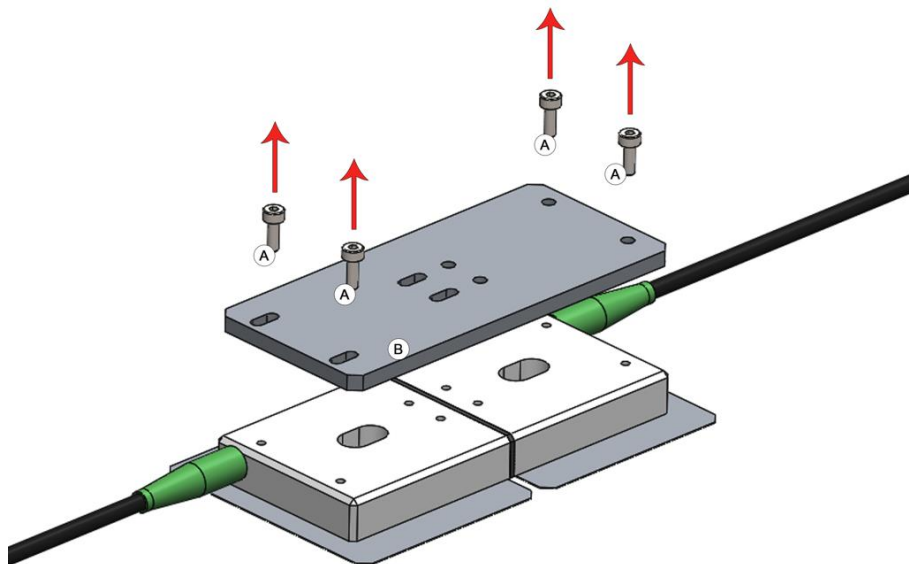
### Quality statement

All products are 100% tested and calibrated at SYLEX  
 All products are manufactured according to ISO 9001:2008 and ISO 14001:2004

### Note:

SWS-02 comes with a preinstalled Transportation fixture – this is to protect the sensor during transportation and initial manipulation. This transportation fixture needs to be removed from the sensor before installation.

Remove the screws and top plate from SWS-02 as shown below.



For more information contact our sales team at [sales@sylex.sk](mailto:sales@sylex.sk)

\* Specifications are subject to change without notice